

TATOOSH



Emerging from a refit in early 2021, TATOOSH offers an exceptional layout in a Disdale interior with an owner's apartment, and 9 other staterooms plus staff cabins. With a track record of global cruising, the instantly recognizable TATOOSH is equipped with two helicopter pads, large tenders, swimming pool, beach club and cinema.

MAIN SPECIFICATIONS

BUILDER	NOBISKRUG
BUILT/REFIT	2000/2021
LENGTH: (M/FT)	92.38 / 303'01"
BEAM (M/FT)	14.95 / 49'01"
DRAFT (M/FT)	5.2 / 17'01"
HULL MATERIAL	STEEL
STATEROOMS	12
GUEST	20
CREW	30
CRUISING SPEED	12 KNOTS / 16 MAX
LOCATION	GERMANY
PRICE	€90,000,000

NOT AVAILABLE FOR SALE TO U.S. RESIDENTS WHILE IN U.S. WATERS.

TATOOSH

MAIN CHARACTERISTICS

Name	TATOOSH	
Year	2000	
Refit	2021	
Builder	Nobiskrug	
Naval Architect	Claus Kusch	
Exterior Designer	Claus Kusch	
Interior Designer	Terence Disdale	
Interior Décor	Achille Associates	
Flag	Cayman Islands	
LOA	92.38M	303'01"
Molded Beam	14.95M	49'01"
Extreme Beam	15.27M	50'01"
Maximum Draft	5.20M	17'01"
Air Draft	24.50M	79'42"
Air Draft with Sailboat	27.50M	90'20"
JULIA		
Speed	12 knots @ 675rpm	
Range	7,846nm @ 12 knots	
Gross Tonnage	3,229GT	
Net Tonnage	968	
Displacement	3,172	
Panama Canal Tonnage	2,770	
Suez Canal Tonnage	Gross : 3,264.39 Net : 2,271.22	
Classification	Lloyds LR + 100A1 SSC Yacht (P) Mono G6 + LMC, UMS, MCA 20-year surveys will be completed March 2021	
Accommodations	Owner's Stateroom plus 9 Guest Staterooms, and 2 staff cabins Cinema, swimming pool and two helicopter decks	

ACCOMMODATIONS AND LAYOUT

TATOOSH accommodates 20 in the owner's party in the Owner's stateroom plus 9 double guest staterooms, and 4 staff in 2 staterooms plus an additional secretary and pilot's cabin. There are crew accommodations for the Captain and 30 additional crew. Number of persons onboard at any one time is 50 per flag state so guest, crew and staff complement can be adjusted accordingly. TATOOSH can land and carry two helicopters.

FUNNEL DECK

Storage and technical spaces forward, exhaust casings, engine room casing and top of elevator shaft. There are stairs down to the bridge deck. Two cranes are aft on the upper helicopter deck, which also has a "harpoon grid" for helicopter landing in inclement weather. The 8.5m Protector tender is normally stored on this deck.

BRIDGE DECK

Full walk around deck ahead of the *wheelhouse*. Wing stations either side, cantilevered over the side of the ship for excellent visibility. Behind the wing stations on both sides are fore and aft facing *settees* with dining tables between; a perfect place for a quiet intimate lunch underway.

The wheelhouse has a central positioned console, with a 225° arc of view. There are 2 helm chairs and a U-shaped *settee* on the centerline with a table.

TATOOSH

The ship's *radio room and office* with space for 3 workstations is aft to starboard. A private staircase accessing the owner's suite on the two decks below also has private access to the bridge. Crew stairs are separate. The Pursers *office* is to port, ahead of a *pantry* with a food lift that goes to the galley, three decks below.

The *First officer's cabin* is aft of the ship's radio room and office on the starboard side, with en suite bathroom with shower.

The *Captain's cabin* is opposite to port with king sized berth, workspace, couches, easy chairs and en suite bathroom with shower.

A *day bathroom* is in the lobby and passageway area moving aft on this level, ahead of an *electronics and entertainment technical room*.

Further aft is the *elevator* which accesses this deck and every deck below, and the central *ship's staircase* which also ends at this deck level.

A *reception lounge* is aft on this level, intended to serve guests arriving at this level from one of the two helicopter platforms onboard TATOOSH. This reception lounge also serves as a captain's *and guest office* and looks aft over the main helicopter deck, which can land a large helicopter. A helicopter *pilot's cabin* with en suite bathroom is to starboard, with proper approved fire station outside. A dedicated helicopter spares store is opposite to port. A helicopter refueling station is adjacent to the upper landing pad.

The lower/main helideck is for regular use and sized to accommodate helicopters with a 'D' value equal to or less than 14m. There are no 'D' or 'T' value markings as the deck is not commercially certified. It is structurally rated to a maximum of 3,600kg for skidded helicopters. An EC145 D2 as well as an MD900 have landed and been carried on board frequently. The upper helideck is a relief or secondary landing pad for a lesser sized helicopter.

BOAT DECK

A beautiful shaded *outside deck* area is ahead of the *Owner's observation lounge*. This deck is covered by all-weather awnings that can be carried in severe weather conditions. They have not needed to be removed in any cruising that TATOOSH has encountered so far.

The owner's forward *observation lounge* is on this deck level and is certainly the best observation lounge, with the best visibility forward, (protected from the crew foredeck area), on any yacht of this size today. It has deep floor to ceiling windows and doors out on both sides and also on the centerline forward. It is arranged with couches, easy chairs, dining and game tables, coffee tables and a private *owner's galley* and bar in the aft port area. This is a delightful space for owners that do not want crew intrusion, and truly makes TATOOSH unique in her layout that above all provides privacy and intimacy for an owner and his family, in the "*owner's apartment*" area.

Continuing aft in the *owner's apartment* area on this deck level, (the "apartment" incorporates two entire deck levels, with interconnected privacy stairs) is the owner's *gymnasium*, properly sized for all the equipment, and with doors opening out to the side decks. Opposite to starboard is the *owner's private office*, also with deck access.

A further *guest or private staff cabin* is aft of the owner's office, still in the "apartment" area.

The *owner's lobby* on this deck level gives access to the owner's private staircase, so that the entire forward section of the ship that incorporates the owner's and children's staterooms and day room on the main

TATOOSH

deck, and the owner's office, gym and observation salon and owner's galley on this deck can be closed off for absolute owner privacy. This apartment is truly a "private haven" on board a magnificent yacht.

A *pantry* is further aft of the guest cabin. There is a *ship's staff cabin accommodating 2 crew and entourage* further aft in San Juan guest cabin.

A *day bathroom* is in the passageway. Further aft the elevator and ship's staircase come up to the lobby area with a view out to the Hinckley tender to starboard.

Both the 43' Hinckley tender and the 43' Frers racing sailboat are stored on this deck level, outboard port and starboard with launching davits.

The boat *deck salon* is further aft and delightfully laid out with an L-shaped bar forward to port, mini grand piano, couches, chaise lounges and easy chairs. This area was set up as a *music recording studio* in the website and brochure photos but has been reconfigured with chaise lounges and cabinetry in the 2021 refit. Powered sliding doors allow the entire salon area to be open to the outside deck on this level. Fixed glass windows protect the *exterior lounging deck* from wind and inclement weather and enable the entire exterior and interior area to be used as one room. There is a wrap-around curtain that allows this area to be secluded from the outside and also gives lighting protection to view the exterior cinema.

MAIN DECK

Forward on the main deck there are two outboard *dressing rooms* in the *owner's bathroom* area, which is centerline forward and furnished with steam shower, bathtub, WC and bidet in a separate room, and two sinks in a large vanity.

The *owner's suite* has a centerline bed with entertainment controls in a console on the side table. On the port side of the master stateroom there is a private work station/office that can be split from the room by a curtain; on the starboard side there is another *private salon area*, with easy chairs and a delightful place to relax looking out the full height windows.

Further aft, yet still a part of the owner's apartment, are *two children or guest suites*, each with full height windows, twin beds, desks, easy chairs and couches and en suite bathrooms with showers and bathtubs.

Further aft on the starboard side is a *family day or game room*, with full height windows, tables, chairs and settees and extensive storage for on board teaching supplies. This area could easily be reconfigured to a *conference or meeting room*. However, in the owner's dedicated apartment area this room has adjacent access to the *main deck lobby* and state of the art *cinema* located centrally amidships in this area.

An *audio-visual technical room* is located within the crew area adjacent to the cinema.

A *lady's day bathroom* is adjacent the main deck lobby outboard and a *men's day bathroom* is inboard at the centerline.

Pizza ovens, secondary to the *main galley* below, are on this deck level ahead of a large *pantry* that accesses the private dining room further aft. A *steward's office* is adjacent which also includes the medical locker.

The main deck entrance lobby is to starboard amidships, accessing the elevator and central ships staircase.

The *dining room* has a table with 14 dining chairs slightly offset to port, with ample storage around. This dining room is private from the main passageway aft to the main salon.

TATOOSH

The *main deck salon* is in a light and airy theme with couches, easy chairs, coffee and game tables and a fireplace and central entertainment center against the forward wall. A reception bar is in the aft starboard corner opposite the second staircase down to the guest staterooms. Proceed out through concertina sliding doors to the aft pool deck.

The *outside pool deck* is delightful with lounging activities concentrated around the 18' x 12' heated swimming pool with contra flow jets. Pool is approximately 6' deep and has a floor that lifts to allow an entirely flush aft deck when the pool is not being used. The swimming pool is covered from the sun by the boat deck above. There are extensive lockers adjacent the pool and port side access down to the *lazarette and dive room* areas, as well as dual staircases accessing the swim platform directly from the pool deck.

CABIN DECK

Storage room forward and to port and *crew gym* opposite to starboard.

There are *four single crew cabins*, each with en suite bathroom, *two twin cabins* each with en suite bathroom, and *two quad crew cabins* aft in the crew area on this deck, each with en suite bathroom with WC, dual sinks and dual showers in each.

The *ship's laundry* is to starboard with a *crew lounge and TV room* to port.

A massive *crew mess* is aft to starboard with *crew service bar* inside.

The ship's *main galley* is opposite to port with *chef's office* adjacent, and *refrigerated garbage store*, and garbage shredder in a separate room adjacent the *shell door* that opens at the waterline for crew tender access. The *incinerator room* is below, incorporated in the engine room.

Engine room and engine control room are amidships.

Going further aft there is another pantry (housekeeping pantry) to service the guest cabins on this deck

The ship's elevator accesses the *guest lobby* at the forward end of the guest accommodation level, adjacent a *wine cellar*. The staircase accessing the guest area enters the lobby at the aft end of the guest accommodation area.

There are *four king berth guest suites*, all with en suite bathrooms, 2 with walk in showers and 2 with bathtubs, and *two double berth twin guest suites*, also with en suite bathrooms with tubs in the lower deck guest accommodation area.

A door from the aft lobby gives access to the "*Lazarette*" and *dive room or beach club*.

The swimming pool has windows and a Jacuzzi facing aft through the transom area to the sea. There is a "*marina*" door folding down to the water to port adjacent to a large Nitrox compressor for diving. Aft of this is a *full sauna* room and a separate *shower* room. Two "*marina*" doors are located on either side of the lazarette. A full *pantry and bar* is to the port side of the lazarette, complementing this entire area; one of the very best seen on a yacht of any size.

LOWER DECK

Large *storage rooms*, *soft drink cool room*, *bonded storeroom* and *A/C room* forward. *Three quad crew cabins* with WC, dual sinks and dual showers are further aft, with a *lower deck crew mess* between them.

Tankage and separate watertight divisions complete the lower deck areas, which also have approved *gasoline* and *helicopter kerosene* tanks built in the aft section, either side of the stern thruster inside the steering gear compartment.

TATOOSH

MECHANICAL EQUIPMENT AND ENGINE DETAILS

- 2 x Deutz/MWM SBV16M628 main engines with Visco Masse rubber mounts and air start, Deutz pneumatic controls. Recommended Deutz service completed at 32,627 hours March 2021.
- Reintjes WGF3355 Reverse Reduction Gears – 4.277:1 reduction
- Maneuvering control stations located in wing stations and pilothouse center console station
- Noris Monitoring System featuring: 180 analogue channels, 260 bin channels
- Marelco cathodic protection system (an impressed current anti-fouling and corrosion protection system for sea water piping systems).
- Schottel STT 170 LK ELAST Bow Thruster – 350kW @ 1470 RPM
- 2 x PDL Frequency drives
- Schottel STJ 132T ELAST Pump Jet type Stern Thruster – 500kW @ 1072 RPM
- 2 x PDL Frequency drives
- Blohm & Voss, Simplex/Compact Stabilizers, underway only
- Stabilizers in their own separate watertight rooms, port and starboard. Fins are retractable, rotating forward into hull pockets. Stabilizers fitted with hydraulic trim tabs. Fin size 3m². Extension and retraction time – 90 seconds
- Hydraulic Steering by Hydro Control
- 4 x Steering Stations including joystick controls at bridge and wing stations
- EMRI Autopilot and emergency station in aft steering area
- Air Sep Ozone Generator
- 2 x HEM, reverse osmosis water makers with fresh water flushing – 31,680 LPD each
- Hamman HLCONT plus 10 system fitted 2015
- Blohm & Voss bilge water purifier/oil water separator
- Two Stork Main Fire Pumps
- Stork Emergency Fire Pump
- Hatlapa Compressed Air System
- Two units of compressed air storage tanks
- Weger ducted air/chilled water air-conditioning 1005kW (approx.)
- 3 x seawater cooled condensers
- 3 x York Marine Systems chiller units
- Teamtec-Golar 465kg incinerator
- Uson stainless steel garbage chute to incinerator room
- Commercial grade plastic/aluminum shredder
- Hercules garbage compactor
- Propane gas locker located on the main deck, port side amidship.

TANKAGE AND SPEED

TANKAGE:

Fuel Oil (10)	457,000	120,000 USG
	L	
Fresh Water (4)	137,000 L	36,000 USG
Lube Oil Tank (4)	19,000 L	5,000 USG
Sewage Tank (2)	21,600 L	5,700 USG
Sludge	6,400 L	1,700 USG
A/C Condensate	7,160 L	1,900 USG
Gasoline (toys)	3,850 L	1,000 USG
Kerosene (helicopter)	7,040 L	1,850 USG

TATOOSH

- Single non-integral stainless steel Gasoline (Toys) Tank – watertight with lighting and ventilation
- Fueling location at port shell door fueling station
- Single, non-integral, stainless steel Kerosene (Heli) Tank – watertight with lighting and ventilation
- Fueling location on heli-deck in starboard side deck box

SPEED

12 knots @ 675 rpm	Range: 7,846nm
15 knots @ 840 rpm	Range: 4,636nm
16 knots @ 965 rpm	Range: 3,688nm

ELECTRICAL SYSTEM

- 3 x Deutz MWM TBD620 – 750 KVA main generators. Recommended Deutz service completed at approx. 55,000 hours (each) March 2021.
- Each of the 3 x main generators has a Unikatt catalytic convertor for clean exhaust gas out through the funnel stacks
- 1 x Deutz BF 6M1015 – 160kW emergency generator located on the bridge deck, approx. 132 hours March 2021
- Main AC System – 400 volt 3-phase 50 cycle
- Secondary AC System – 220 volt single phase 50 cycle
- Other AC System – 110 volt AC 60 cycle via engine room frequency converter
- DC System – 24 volt
- The main AC power has the possibilities of being supplied by shore power, three (3) main Generators, emergency generator, and three (3) UPS's
- The primary generators are all fitted with load shedding and overload alarms
- Shore power consists of (4) cords, 30 meters each, 600 amp stainless steel cord reel, reel divided into (4) sections
- Shore power inlet box starboard aft lazarette fitted with volt meter and 600 amp motorized breaker with automatic phase sequencing
- Main breaker 600 amp motorized breaker in control room
- Riedewald shore power isolation transformer, rating 400 volt – 600 amp, 50/60 cycle, 415 KVA
- UPS No. 1: Eaton 9355 10kVA – 3 phase located upper funnel deck
- UPS No. 2: 2 x Eaton 9155 10kVA in a parallel redundant setup located upper funnel deck
- UPS No. 3: 2 x Riello MST 40kVA in a parallel redundant setup located lower deck UPS room
- Helvar interior and exterior lighting system throughout
- Underwater Lighting system

DECK AND HULL EQUIPMENT

- Teak decking on foredeck, main side decks and aft deck, boat deck, bridge deck and funnel deck
- 2 x Steen model 23-19 electric windlass (port and starboard)
- 2 x 2,295kg anchors
- 2 x 42mm diameter, 192m port, 220m starboard with Kenter links anchor chain
- Steen model 01-21-3 aft windlass
- 806kg galvanized anchor aft
- 165m, U3 stud link 24mm diameter anchor chain aft
- Steen electric aft capstans
- On the boat deck there are (2) davit systems, (1) per side each with (2) davits. Port side offloads the 42'6" sailboat. Starboard side offloads the 43' Hinckley.
- Three Cramm hydraulic deck cranes, (1) forward and (2) aft on the upper funnel deck

TATOOSH

- (4) independent or combined tender davits on the boat deck, (2) forward ones of rated to 7.5 tons and (2) aft rated to 10 tons

BOARDING LADDERS AND BOARDING LOCATIONS

Shell Doors:

- Port side service shell door to crew area
- Port and starboard shell doors with swimming ladders at lazarette
- Port and starboard shell doors for bunkering
- Lazarette/marina shell door
- Stern swim steps from swim platform port side
- Port and starboard midship bulwarks gates main deck
- Port and starboard bulwarks gates upper aft deck
- Port and starboard side accommodation ladders

Passarelle Details:

- Cramm 7.26m passarelle
- Cramm side boarding ladders

SAFETY EQUIPMENT

- 2 x ACR 406Mhz ERIRB
- Guest accommodations emergency exit
- 4 x canistered life rafts with hydrostatic releases, 25 person (DSB)
- 50 x SOLAS approved immersion survival suits
- 2 x search and rescue transponder (SART) (also one on each tender and sailboat)
- 60 x inflatable lifejackets
- First aid kit with oxygen bottle
- Man overboard light/smoke signaling buoys
- 4 x line throwing apparatuses
- 4 x Safety harnesses
- Proper lifelines and railings, made removable where necessary
- MCA approved rescue boat and crane
- 12 x throw rings

FIRE FIGHTING

- 3 x sets of firefighting suits with air bottles and masks in three (3) locations
- Fire axes
- 62 x fire extinguishers
- Individual smoke detectors in each cabin
- International fire main connection
- Fire and general alarm buttons located in various places throughout the yacht
- Fire blankets, (1) each store
- General alarm button in wheelhouse
- Hi-fog fire suppression system for the interior of the yacht
- CO₂ and fire suppression system for the galley exhausts ducts
- CO₂ and Hi-fog fire suppression system for the engine room, generator room and incinerator room, steering gear room, and bow thruster room
- Emergency fuel shut-offs on deck and locally
- Emergency shut down for the Alfa Laval and the fuel transfer pumps
- Emergency electrical shut-down flaps

TATOOSH

- Emergency shut-offs for engine room fans
- Fixed Foam firefighting system for heli-decks
- Sea water firefighting outlets, with hoses and fire wall nozzles
- Permanently mounted fire pump, with its own raw water sea chest, valve and sea strainer off the emergency generator
- Fire alarm panel in the wheelhouse and Engine control room, with smoke/heat sensors in the overhead throughout the yacht

AUDIO VISUAL SIGNALS

- 1 x Searchlight
- Ship's bell, sized to yacht rules
- International code flags
- International running lights
- Aldis Morse code signaling light
- Full set of hand wheelhouse rocket flares
- Closed circuit TV security cameras with monitors
- Air horns with inland light and timed foghorn feature (4-trumpet)
- NUC (not under command) lights
- Navigation light safety panel in the wheelhouse
- Public address system
- Anchor ball and associated navigational shapes
- Current electronics package in compliance with class requirements, GMDSS, etc.
- Rotating signaling lights in the engine room indicating fire, general, telephone and machinery/engine malfunction and in all required spaces

ELECTRONICS, COMMUNICATION AND NAVIGATIONAL EQUIPMENT

- Transmitting C-Plath magnetic compass located in funnel deck visor above bridge
- Raytheon autopilot and Anschutz rudder angle indicator
- 2 x Sperry FOG gyro sensors
- Raytheon Integrated bridge system
- Independent Electronic Charts with 8 Displays
- One Raytheon X band 3cm RADAR
- One Raytheon Sate of the Art S band RADAR
- One Danelec Simplified Voyage Data Recorder
- EMRI Joystick and auto station control system incorporating Bow Thruster, Pump jet and steering
- Automatic Identification system
- Sperry GMDSS alarm unit
- Consilium electromagnetic speed log
- Jotron aircraft radio
- Sperry VHF model RT4822
- Furuno CH36 echo sounder/sonar with transducers forward and portside amidships
- Phone Tech intercom with (5) stations to bridge, engine control room, generator room, engine room, and steering flat
- Noris alarm indication center for UMS operations

PORT WHEELHOUSE TABLE

- Safety and Security monitoring system
- CCTV

TATOOSH

- Ships general lockdown system

STARBOARD BRIDGE DESK

- Electronic Charting Planning system
- Gyro readout Control and Display unit
- Sperry NAVITWIN heading control unit

AFT BRIDGE

- Starboard Phone Tech communication intercom, 3-zones, (48) phones throughout
- Aft clock and clinometer

RADIO ROOM

- Furuno D-fax weather facsimile
- 2 x BGF units for weather information
- AGI barometer/temperature
- AGI wind speed, wind direction (dual solid state sensors on mast)
- 1 x computer at desk and space for an additional 2 workstations
- 1 x large HP printer / scanner
- 2 x Furuno SATCOM C, GMDSS terminals with monitors
- 4 x UPS controllers
- GMDSS radio panel with the following:
 - 2 x handsets
 - Radio battery monitor
 - 2 x Thrane and Thrane VHF DSC
 - Furuno MF/HF DSC and SSB
 - Navtex
 - 2 x SAAB R5 GPS
 - Vinit mar BSS for integrated safety systems and CCTV controller
 - 3 x JRC SATcom B, with data terminals, with keyboards
 - 2 x Sailor 500 broadband, with data terminals, with keyboards
 - Siemens, Simos MMC electronic clock (40 clocks aboard, all synchronized with this clock)

COMPUTER SYSTEM

Computer terminals are as follows:

- Radio room (3)
- Captain's Office
- First officer's cabin
- Deck office (2)
- Engineering office (2)
- Interior office
- Galley
- Helicopter Reception
- Engine control room

Most of the telephone lines throughout the yacht are CAT V and CAT VI and there is fiber optic cable throughout.

TATOOSH

CAMERA SECURITY

- IP CCTV system throughout exterior and interior (engine room) of (31) deck heads, PTZ and bullet type cameras

OTHER MONITORS

All new 2021 with Cat 7 cabling in 2021 AV/IT refit

- 1 x Main Crew Mess – Quad view, any camera can be single viewed or in a group of 4
- 1 x Crew TV room - Quad view, any camera can be single viewed or in a group of 4
- 1 x Lower crew TV room - Quad view, any camera can be single viewed or in a group of 4
- Televisions: (2) channels showing security cameras in a quad view of (4) cameras on each channel. No control or selection of cameras is possible and only viewing what is pre-selected.

VHF'S (SPERRY C4900'S)

- Port lazarette
- Lazarette pantry
- Crew Mess
- Crew lounge, upper
- Crew lounge, lower

TELEPHONE PBX

- 48 x Avaya handsets
- 115 x lines used aboard
- 2 x SATCOM lines
- 2 x HSD lines
- 2 x GSM cell phones

ENTERTAINMENT EQUIPMENT

In the 2020/2021 refit the entire Audio visual and IT system and infrastructure was replaced. The entertainment system is now provided by YachtCloud on their Omnyon platform. Central entertainment control panels for all systems are via iPad. The Omnyon media platform is capable of 10,000 media files and unlimited audio files. Omnyon media platform allows ingestion of personal/private media content.

- 3 x CD changers with 100 CD's each
- 10 x TV decoders
- 1 x 15 Sky UK receivers
- 1 x 15 DTVUS receivers
- 2 x FTA receivers
- 3 x receivers for the local television
- 12 TV channels can be viewed throughout the vessel although there is no control of TV receivers. Exceptions are in the master stateroom, cinema and forward observation lounge where TV receivers can be fully controlled.

REFRIGERATION

Walk-in Lockers:

TATOOSH

- Dairy Room located lower deck, port side
- Cold Room located lower deck, port side
- Freezer Room located lower deck, starboard side
- Defrost Room located lower deck, starboard side
- Cold Drinks Room located lower deck, forward port side
- Wine Room located lower deck, aft starboard side
- Garbage Room located cabin deck aft, port side
- Small walk-in fridge in the main galley

SWIMMING POOL

Pool:

The heated contra flow pool is located on the aft main deck and is flush with the deck. It is on centerline recessed into the stainless-steel deck and completely fabricated on stainless steel. It has a moving floor which comes up flush to the main deck. The pool is 30m³ in volume and has a depth of approximately 1.8m. It is fitted with lighting, a removable stainless-steel ladder and stainless-steel rails with glass panels around the full perimeter. The port, starboard and aft rails and panels are removable. It also has round glass windows each side.

Dimensions: The pool is 5 meters long, 4 meters wide and 1.8 meters deep.

Other features include the following:

4kW motor direct driving automotive gearbox/rack and pinion system driving worm gears in each corner of the pool. Worm gear shafts are all fitted with seals and worm gears are all enclosed in stainless steel boxes with removable access ports.

Spa:

The spa also has a stainless-steel body that is completely tiled. It is located on the next level down in the lazarette. It shares the same drip pan as the main pool. The spa features include the following:

- Jet pump from water jets
- 0.3kW circulation pump
- 18kW electric heater
- 121kW bubble blower

TENDERS, TOYS AND DIVE EQUIPMENT

- 12 meter (42'60") Hinckley "Talaria" motor yacht, twin Yanmar 420Hp – 6Ly2-STE with Hamilton jet drives
- 12.4 meter (43'00) Frers sailing yacht "Julia" built by Composite Works, Yamaha outboard motor
- 8.5 meter (29'00) Rayglass Protector RIB, twin Mercury Verado 200Hp
- 7.4 meter (24'00) Safeboat aluminum V hull Launch, twin Yamaha 115Hp
- 7.0 meter (21' 00) Pascoe RibTec, Yanmar engine 230Hp with Hamilton jet drive
- 4 x SEA Doo GTI 155 sit down, 1494cc Rotax engines
- 4.5m Rescue boat SOLAS approved
- Bauer Dive Air Compressor – 440 m³ per minute at 225 bar

- 1 x fill station capable of filling (4) tanks simultaneously at the manifold located in the dive room aft on the port side.
- Nitrox refilling station

TATOOSH

NOISE LEVELS: (DBA) (at delivery)

TATOOSH is one of the quietest large yachts afloat.

	800 RPM (Cruise)
Wheelhouse	57.6
Captain's Cabin	40.9
Sun Lounge Aft	44.2
Observation Lounge	40.3
Galley	59.2
Dining Salon	40.4
Crew Mess	55.3
Aft Main Salon	44.5
Master Stateroom	38.1
Cinema	36.6
Port Forward Guest	42.9
Starboard Forward Guest	45.7
Port Mid Guest	40.4
Starboard Mid Guest	43.2
Port Mid Guest	40.4
Starboard Mid Guest	43.2
Port Aft Guest	39.8
Starboard Aft Guest	48.5
Engine Room	98.6
Control Room	60.2

MISCELLANEOUS

- Generally, the yacht carries no storm window covers as she was built with bulletproof 66cm triple laminate glass windows. A few selected windows have aluminum storm covers
- Emergency steering station below the lazarette with gyro repeater and intercom
- 3 x waterproof emergency handheld VHF radios
- Emergency grab bags in assorted sizes
- Panel in wheelhouse showing indication for yachts side doors and watertight integrity
- 24-volt emergency DC lighting
- Windshield wipers and washers (9)
- Emergency GMDSS batteries (top deck)
- Exterior doors control lock system
- High water alarms in all bilges and cofferdams
- Bilge pickups manifolded to the main bilge pumping system

EXCLUSIONS

A detailed exclusion list will be provided pursuant to contract.

REMARKS

TATOOSH is simply the finest yacht of her class available in the world today.

NOT AVAILABLE FOR SALE TO US RESIDENTS WHILE IN US WATERS

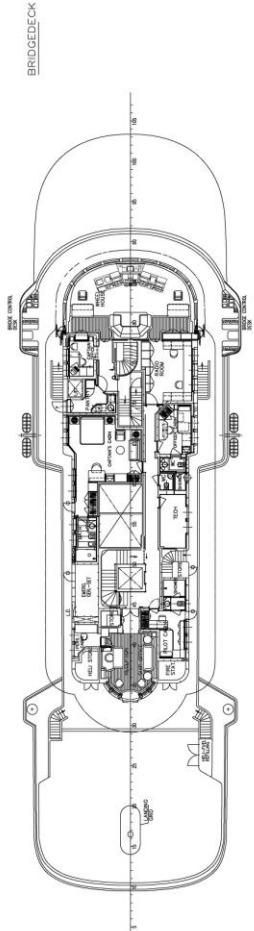
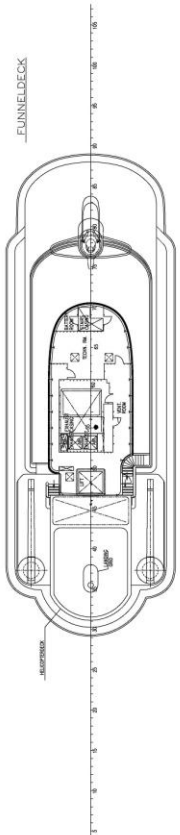
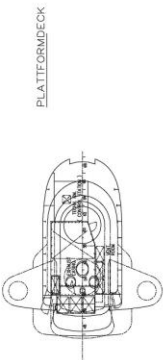
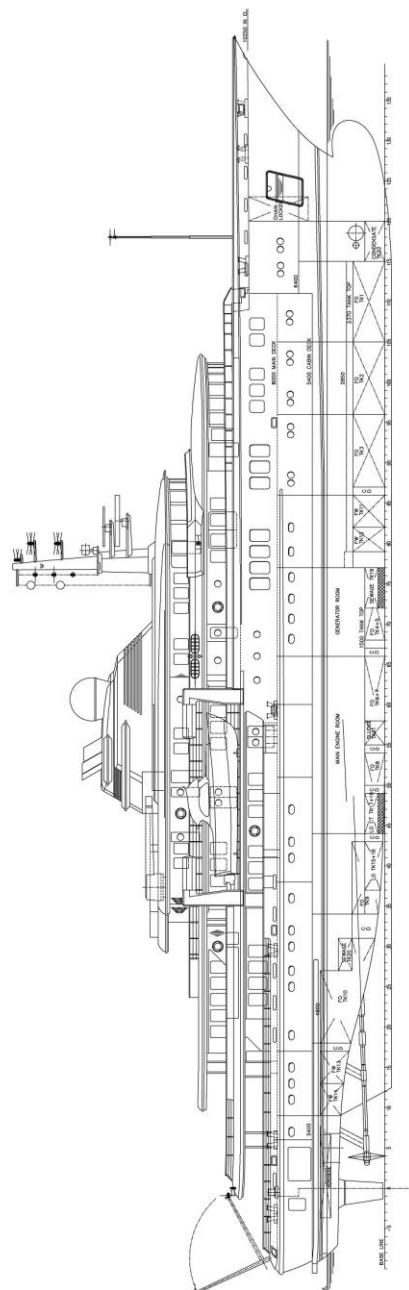
All speeds, capacities, consumption, hours, measurements, etc. are approximate or estimated. Specifications provided for information only as particulars herein obtained are from sources available but are not guaranteed. Remarks and other statements may be personal opinions and may not be relied upon. Interested parties should instruct his/her agent/supervisor to check all details for accuracy.

TATOOSH

— PROJECT 85 —

MAIN DIMENSIONS:
 LENGTH OVER ALL 92.40 M
 LENGTH IN CHL 80.00 M
 PALE LENGTH 78.53 M
 LENGTH BETWEEN PERP. 77.00 M
 BREADTH MOULDED 14.95 M
 BREADTH / CHL AT LPP/2 14.95 M
 DEPTH TO MAINDECK 8.00 M
 FREEBOARD-DRAUGHT ABOVE BASE LINE 4.00 M
 MAX DISPLACEMENT 2829 T
 CENTRE OF BUOYANCY FORM 4.0 (LSD) AHT 36.22 M
 24.05.2000 3 44.2 % CHL

GENERAL INFORMATION	
PROJECT NO.	85
DATE	24.05.2000
SCALE	1:100
DESIGNER	...
CHECKER	...
APPROVER	...
DATE OF ISSUE	...
NO. OF SHEETS	...
TOTAL NO. OF SHEETS	...
PROJECT NO.	85
DATE	24.05.2000
SCALE	1:100
DESIGNER	...
CHECKER	...
APPROVER	...
DATE OF ISSUE	...
NO. OF SHEETS	...
TOTAL NO. OF SHEETS	...



TATOOSH

